

GS 5 Point Green Cleaning System

Mark E II GS Standard

Premeasured Solutions for the Entire Facility

- **Color Coding** - Makes proper identification and staff training easier.
- **Easy Training** - No complicated instructions, just add one color-coded packet to water and that's it for predictable, consistent results.
- **No Special Equipment** - Eliminate complicated, trouble-prone dispensing machines.
- **Low Entry Cost** - No costly set-up or capital investment means you can get started right away.

Mark E II One-Step Disinfectant Cleaner #2309036

Red for all light to medium soiled surfaces, washroom fixtures, countertops, toilet bowls, stainless steel, drinking fountains, mirrors, painted walls, phones, ashtrays, garbage cans, etc. Mark E II is a pH neutral cleaner-deodorizer-disinfectant-mildewcide.

EPA Reg. No. 10324-108-3640

* GS Neutral Cleaner Concentrate #2384606

Yellow for all lightly soiled hard floors, including marble, terrazzo, asphalt tile, ceramic tile, granite, synthetic floors, poured surfaces, concrete, linoleum, etc.

* GS Extra-Strength Cleaner Concentrate #2308534

Green for all heavily soiled or oily surfaces, washable surfaces, countertops, walls, vinyl furniture, windows, mirrors, stainless steel, etc.

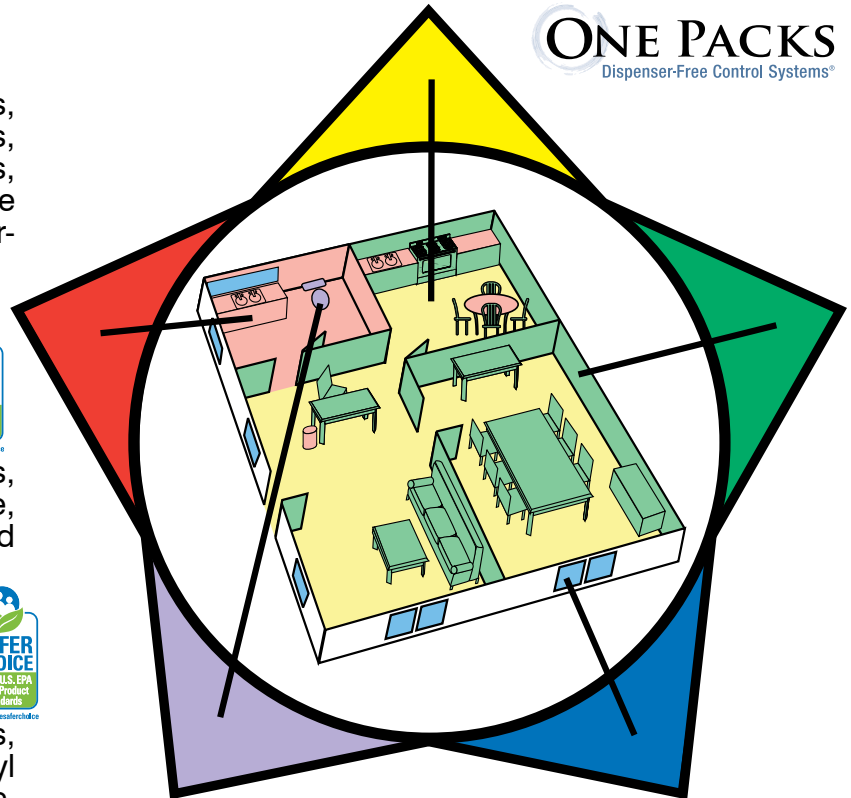
* GS Window Cleaner Concentrate #2384002

Blue for all glass, windows, mirrors, stainless steel, etc.

* GS Restroom & Bowl Cleaner Concentrate #2385108

Purple for all toilet bowls, urinals, shower walls, tubs and sinks, etc.

ONE PACKS
Dispenser-Free Control Systems®



Bottles Required

Mark E II One-Step Disinfectant Cleaner	#2999570
GS Neutral Cleaner	For Mop Bucket
GS Extra-Strength Cleaner	#2998429
GS Window Cleaner	#2998405
GS Restroom & Bowl Cleaner	#2998511

* This product meets Green Seal™ Standard GS-37 based on effective performance, concentrated volume, minimized/recycled packaging and protective limits on: VOCs and human & environmental toxicity. GreenSeal.org.



STEARNS PACKAGING CORPORATION

4200 Sycamore Avenue (53714) • P.O. Box 3216, Madison, Wisconsin 53704-0216

Telephone: (800) 655-5008 • (608) 246-5150 • Fax: (608) 246-5149 • E-mail: stearns@stearnspkg.com • <http://www.stearnspkg.com>

Mark E II One-Step Disinfectant Cleaner #2309036

Mark E II Standard

For Stock Solution:

1. Fill Mark E II Stock Solution Bottle #2999556 to ridge with water.



2. Add contents of one pack of #2309036 Mark E II.



3. Install Pump. See spray cleaning/disinfecting instructions below.



For Spray Cleaning/Disinfecting:

1. Fill Mark E II Bottle #2999570 to marked line with water.



2. Add one pump from stock solution bottle.



3. Lightly spray surfaces. Wipe dry.

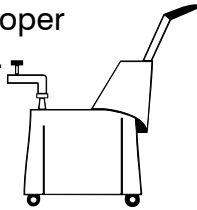


Tip: Empty and rinse bottle before refilling.




GS Neutral Cleaner Concentrate #2384606

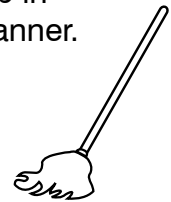
1. Fill bucket to proper level with water.



2. Pour in contents of one pack of GS Neutral Cleaner Concentrate #2384606 to the



3. Damp mop in normal manner.

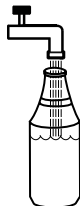


Tip: Change solution according to your supervisor's directions.



GS Extra-Strength Cleaner Concentrate #2308534

1. Fill green spray bottle to bottom of bottle neck with water.



2. Add contents of one pack of GS Extra-Strength Cleaner Concentrate #2308534 to the



3. Lightly spray surfaces. Wipe dry.



Tip: Empty and rinse bottle before refilling.



GS Window Cleaner Concentrate #2384002

1. Fill blue spray bottle to bottom of bottle neck with water.



2. Add contents of one pack of GS Window Cleaner Concentrate #2384002 to the



3. Lightly spray surfaces. Wipe dry.



Tip: Empty and rinse bottle before refilling.



GS Restroom & Bowl Cleaner Concentrate #2385108


1. Fill bottle to fill line with water.



2. Add contents of one pack of GS Restroom & Bowl Cleaner Concentrate #2385108 to the bottle.



3. Squeeze bottle to squirt liquid into toilet bowl or urinal, and clean.



Tip: Empty and rinse bottle before refilling.