

# Cleaning and Disinfecting System

Premeasured Solutions for the Entire Facility






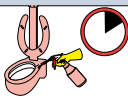
STEARNS

ONE PACKS  
Dispenser-Free Control Systems™

GENERAL  
SAFETY

 <p><b>Wear protective glasses.</b></p>	 <p><b>Wear protective gloves.</b></p>	 <p><b>Wear back support belt.</b></p>	 <p><b>Make sure cleaner color matches color of spray bottle label and trigger.</b></p>	 <p><b>Never use unlabeled chemical containers.</b></p>
 <p><b>Never mix chemicals together.</b></p>	 <p><b>Know which cleaners to use on laminate, wood, and metal.</b></p>	 <p><b>Caution!</b> Overspray may leave floor slippery.</p>	 <p><b>Spray microfiber cloth over custodial cart to prevent overspray.</b></p>	 <p><b>Never spray cleaner directly onto furniture.</b></p>
 <p><b>Do not disturb papers on desks or furniture.</b></p>	 <p><b>Do not unplug computers or equipment.</b></p>	 <p><b>Never climb or stand on furniture to clean high places.</b></p>	 <p><b>Never push trash with hands. Beware of sharp objects.</b></p>	
 <p><b>Always use stick or trash container to push down trash.</b></p>	 <p><b>Always protect floor from possible leaks. Place liner on floor for trash.</b></p>	 <p><b>Tie liner with a handle.</b> Tilt cart onto its side before pulling out liner.</p>	 <p><b>Ask for help</b> if loads are too heavy or too awkward to lift alone.</p>	 <p><b>See your supervisor immediately in case of accident requiring medical attention.</b></p>
 <p><b>Always place appropriate caution sign.</b></p>	 <p><b>Clean up spills or litter immediately.</b></p>	 <p><b>Place caution sign on wringer handle when moving bucket.</b></p>	 <p><b>Never use a backpack or upright vacuum to pick up water.</b></p>	

## PRODUCTS

<p><b>GS Neutral Cleaner #2384507</b></p>  <p>Pour one yellow pack into water in mop bucket. Use for ceramic tile, terrazzo, vinyl, and other floors.</p>	<p><b>GS Window Cleaner #2384002</b></p>  <p>Fill bottle from Quik Tank with one blue pack. Use for glass, windows, mirrors, stainless steel, etc.</p>	<p><b>GS Restroom &amp; Bowl Cleaner #2385108</b></p>  <p>Fill bottle from Quik Tank with one purple pack. Use for toilet bowls, urinals, shower walls, tubs and sinks, etc.</p>	<p><b>GS Extra-Strength Cleaner #2308534</b></p>  <p>Fill bottle from Quik Tank with one green pack. Use for tables, desks, walls, appliances, etc.</p>	<p><b>Pathostat 64 Disinfectant Cleaner #2343070</b></p>  <p>Fill bottle from Quik Tank with one red pack. Use for knobs, water fountains, restrooms, etc.</p>	 <p><b>Disinfectant Cleaner (red) must remain on surface 10 minutes to work properly.</b></p>
--	---	---	--	---	---

Please refer to pack or case label for proper dilution and precautionary statements.



# ONE PACKS

Dispenser-Free Control Systems®

# GENERAL SAFETY

**Never use a frayed electrical cord.**

**Never use a defective plug.** Do not use cord if third prong is missing.

**Make sure cords have a three-prong plug.**

**Never pull on cord.**

**Always hold plug to plug in or unplug.**

**Never pull cord tightly around corners.** Always leave slack in the cord.

## BLOODBORNE SAFETY

**Wear protective glasses.**

**Wear protective gloves.**

**Use spill kit to remove blood or body fluid.**

**Dispose contaminated sharps in proper container.**

**Always dispose bio-hazard waste in bio-hazard container.**

**Always contain spill with absorbent towel.**

**Spray towel with Disinfectant Cleaner (red).**

**Pick up and dispose contaminated material by bloodborne pathogen procedures.**

**Spray area again with Disinfectant Cleaner (red).** Leave on surface 10 minutes per label directions.

**Make sure all blood or body fluids are removed.**

**Pick up and dispose contaminated material by bloodborne pathogen procedures.**

**Disinfectant Cleaner (red) must remain on surface 10 minutes to work properly.**

**Wash gloves to prevent spread of bacteria. Wash hands before and after using gloves.** Wet, lather and wash hands and nails thoroughly. Dry hands and wipe off faucet to prevent recontamination.

## PRODUCTS

**GS Neutral Cleaner #2384507**

Pour one yellow pack into water in mop bucket. Use for ceramic tile, terrazzo, vinyl, and other floors.

**GS Window Cleaner #2384002**

Fill bottle from Quik Tank with one blue pack. Use for glass, windows, mirrors, stainless steel, etc.

**GS Restroom & Bowl Cleaner #2385108**

Fill bottle from Quik Tank with one purple pack. Use for toilet bowls, urinals, shower walls, tubs and sinks, etc.

**GS Extra-Strength Cleaner #2308534**

Fill bottle from Quik Tank with one green pack. Use for tables, desks, walls, appliances, etc.

**Pathostat 64 Disinfectant Cleaner #2343070**

Fill bottle from Quik Tank with one red pack. Use for knobs, water fountains, restrooms, etc.

**Disinfectant Cleaner (red) must remain on surface 10 minutes to work properly.**

Please refer to pack or case label for proper dilution and precautionary statements.



# ONE PACKS






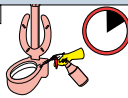
Dispenser-Free Control Systems™

# GENERAL CLEANING

## HALLS & COMMON AREAS

 <p><b>Empty trash</b> receptacles and wastebaskets.</p>	 <p><b>Never push trash</b> with hands. Beware of sharp objects.</p>	 <p><b>Always use stick</b> or trash container to push down trash.</p>	 <p><b>Spot clean trash</b> containers with Extra-Strength Cleaner (green).</p>	 <p><b>Replace liners</b> as needed. Tie liners and return to original place.</p>
 <p><b>Wipe down high dust</b> surfaces above 6 feet.</p>	 <p><b>Clean door glass</b> with Window Cleaner (blue).</p>	 <p><b>Clean sills and ledges</b> with Extra-Strength Cleaner (green).</p>	 <p><b>Clean water fountains</b> with Disinfectant Cleaner (red).</p>	 <p><b>Arrange magazines</b> on coffee table after cleaning.</p>
 <p><b>Spot clean walls</b> with Extra-Strength Cleaner (green).</p>	 <p><b>Spot clean doors</b> with Extra-Strength Cleaner (green).</p>	 <p><b>Clean door knobs and push plates</b> with Disinfectant Cleaner (red).</p>	 <p><b>Clean light switch plates</b> with Disinfectant Cleaner (red).</p>	 <p><b>Clean inside elevator</b> with Window Cleaner (blue).</p>
 <p><b>Clean elevator exterior</b> with Window Cleaner (blue).</p>	 <p><b>Check for carpet spots</b> and clean per building specifications.</p>	 <p><b>Vacuum</b> after general cleaning.</p>	 <p><b>Place trash bag</b> on liner when custodial cart is full.</p>	
 <p><b>Leave trash</b> to be picked up.</p>	 <p><b>Dust mop floors.</b></p>	 <p><b>Make sure mat</b> is in place after floor is completed.</p>	 <p><b>Check exit lights</b> and report any lights out to your supervisor.</p>	 <p><b>Inspect your work area</b> for quality control.</p>

## PRODUCTS

<p><b>GS Neutral Cleaner #2384507</b></p> <p>Pour one yellow pack into water in mop bucket. Use for ceramic tile, terrazzo, vinyl, and other floors.</p> 	<p><b>GS Window Cleaner #2384002</b></p> <p>Fill bottle from Quik Tank with one blue pack. Use for glass, windows, mirrors, stainless steel, etc.</p> 	<p><b>GS Restroom &amp; Bowl Cleaner #2385108</b></p> <p>Fill bottle from Quik Tank with one purple pack. Use for toilet bowls, urinals, shower walls, tubs and sinks, etc.</p> 	<p><b>GS Extra-Strength Cleaner #2308534</b></p> <p>Fill bottle from Quik Tank with one green pack. Use for tables, desks, walls, appliances, etc.</p> 	<p><b>Pathostat 64 Disinfectant Cleaner #2343070</b></p> <p>Fill bottle from Quik Tank with one red pack. Use for knobs, water fountains, restrooms, etc.</p> 	 <p><b>Disinfectant Cleaner (red)</b> must remain on surface 10 minutes to work properly.</p>
--	---	---	--	---	---

Please refer to pack or case label for proper dilution and precautionary statements.



# ONE PACKS







Dispenser-Free Control Systems™

# GENERAL CLEANING

## OFFICE/CONFERENCE ROOMS

 <p><b>Always knock</b> and announce "service" before opening doors.</p>	 <p><b>Do not disturb papers</b> on desks or furniture.</p>	 <p><b>Do not unplug</b> computers or equipment.</p>	 <p><b>Empty wastebaskets</b> into custodial cart.</p>	 <p><b>Spot clean wastebaskets</b> with Extra-Strength Cleaner (green).</p>
 <p><b>Replace liners</b> as needed. Tie liners.</p>	 <p><b>Return wastebaskets</b> to their original place.</p>	 <p><b>Empty and transport</b> all recycled materials to proper location.</p>	 <p><b>Dust cabinet tops</b> and other horizontal surfaces.</p>	 <p><b>Clean telephones</b> with Disinfectant Cleaner (red).</p>
 <p><b>Spot clean desks</b> and tray with Extra-Strength Cleaner (green).</p>	 <p><b>Clean tables and furniture</b> with Extra-Strength Cleaner (green).</p>	 <p><b>Wipe down low dust</b> surfaces below 6 feet.</p>	 <p><b>Return chairs</b> to original place.</p>	 <p><b>Do not clean</b> marking board when it says "SAVE."</p>
 <p><b>Wipe marking board</b> and tray with Extra-Strength Cleaner (green).</p>	 <p><b>Spot clean glass</b> partitions with Window Cleaner (blue).</p>	 <p><b>Clean light switch</b> plates with Disinfectant Cleaner (red).</p>	 <p><b>Clean door knobs</b> and push plates with Disinfectant Cleaner (red).</p>	 <p><b>Check for carpet spots</b> and clean per building specifications.</p>
 <p><b>Leave chair out</b> if carpet needs to be vacuumed.</p>	 <p><b>Place trash bag</b> on liner when custodial cart is full.</p>	 <p><b>Leave trash</b> to be picked up.</p>	 <p><b>Inspect your work area</b> for quality control.</p>	

## PRODUCTS

<p><b>GS Neutral Cleaner</b> #2384507</p>  <p>Pour one yellow pack into water in mop bucket. Use for ceramic tile, terrazzo, vinyl, and other floors.</p>	<p><b>GS Window Cleaner</b> #2384002</p>  <p>Fill bottle from Quik Tank with one blue pack. Use for glass, windows, mirrors, stainless steel, etc.</p>	<p><b>GS Restroom &amp; Bowl Cleaner</b> #2385108</p>  <p>Fill bottle from Quik Tank with one purple pack. Use for toilet bowls, urinals, shower walls, tubs and sinks, etc.</p>	<p><b>GS Extra-Strength Cleaner</b> #2308534</p>  <p>Fill bottle from Quik Tank with one green pack. Use for tables, desks, walls, appliances, etc.</p>	<p><b>Pathostat 64 Disinfectant Cleaner</b> #2343070</p>  <p>Fill bottle from Quik Tank with one red pack. Use for knobs, water fountains, restrooms, etc.</p>	 <p><b>Disinfectant Cleaner</b> (red) must remain on surface 10 minutes to work properly.</p>
--	---	---	--	---	---

Please refer to pack or case label for proper dilution and precautionary statements.



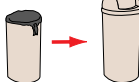

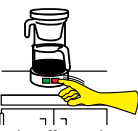

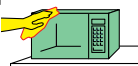
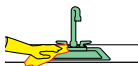



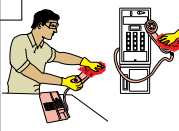





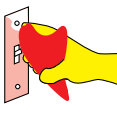



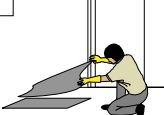
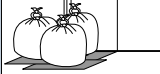



# ONE PACKS






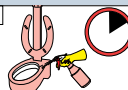
Dispenser-Free Control Systems™

# GENERAL CLEANING

## BREAK AREAS






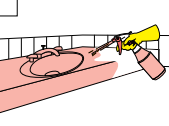

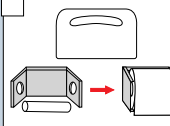
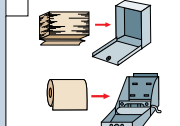
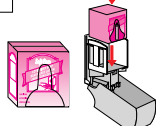
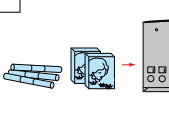



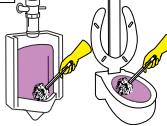
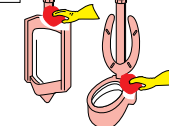


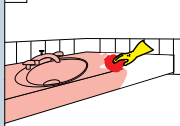




 <p><b>Empty trash</b> receptacles and wastebaskets.</p>	 <p><b>Spot clean</b> trash containers with Extra-Strength Cleaner (green).</p>	 <p><b>Replace liners</b> as needed. Tie liners and return to original place.</p>	 <p><b>Dust cabinet tops</b> and other high surfaces.</p>	 <p><b>Check coffee makers</b> to see if they should be turned off.</p>
 <p><b>Empty coffee pots</b> if requested and rinse out with clear water.</p>	 <p><b>Clean microwave</b> with Extra-Strength Cleaner (green).</p>	 <p><b>Clean sink</b> with Extra-Strength Cleaner (green).</p>	 <p><b>Clean countertops</b> with Extra-Strength Cleaner (green).</p>	 <p><b>Spot clean cabinets</b> with Extra-Strength Cleaner (green).</p>
 <p><b>Clean refrigerator</b> exterior with Extra-Strength Cleaner (green).</p>	 <p><b>Clean telephones</b> with Disinfectant Cleaner (red).</p>	 <p><b>Clean tables</b> with Extra-Strength Cleaner (green).</p>	 <p><b>Clean chairs</b> with Extra-Strength Cleaner (green).</p>	 <p><b>Dust ledges</b> and other horizontal surfaces.</p>
 <p><b>Dust baseboards</b> and other low surfaces.</p>	 <p><b>Clean glass</b> with Window Cleaner (blue).</p>	 <p><b>Clean light switch</b> plates with Disinfectant Cleaner (red).</p>	 <p><b>Spot clean fingerprints</b> off walls with Extra-Strength Cleaner (green).</p>	 <p><b>Spot clean doors</b> with Extra-Strength Cleaner (green).</p>
 <p><b>Clean push plates</b> and kick plates with Disinfectant Cleaner (red).</p>	 <p><b>Place trash bag</b> on liner when custodial cart is full.</p>	 <p><b>Leave trash</b> to be picked up.</p>	 <p><b>Inspect your work area</b> for quality control.</p>	

## PRODUCTS






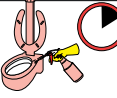
<p><b>GS Neutral Cleaner #2384507</b></p>  <p>Pour one yellow pack into water in mop bucket. Use for ceramic tile, terrazzo, vinyl, and other floors.</p>	<p><b>GS Window Cleaner #2384002</b></p>  <p>Fill bottle from Quik Tank with one blue pack. Use for glass, windows, mirrors, stainless steel, etc.</p>	<p><b>GS Restroom &amp; Bowl Cleaner #2385108</b></p>  <p>Fill bottle from Quik Tank with one purple pack. Use for toilet bowls, urinals, shower walls, tubs and sinks, etc.</p>	<p><b>GS Extra-Strength Cleaner #2308534</b></p>  <p>Fill bottle from Quik Tank with one green pack. Use for tables, desks, walls, appliances, etc.</p>	<p><b>Pathostat 64 Disinfectant Cleaner #2343070</b></p>  <p>Fill bottle from Quik Tank with one red pack. Use for knobs, water fountains, restrooms, etc.</p>	 <p><b>Disinfectant Cleaner (red)</b> must remain on surface 10 minutes to work properly.</p>
--	---	---	--	---	---

Please refer to pack or case label for proper dilution and precautionary statements.

RESTROOMS

 <p><b>Remember dispenser keys.</b> Wear PPE (personal protective equipment).</p>	 <p><b>Place 'Closed' sign and announce 'service' before opening door.</b></p>	 <p><b>Check vents daily.</b> High dust as needed.</p>	 <p><b>Squirt cleaner into urinals and toilet bowls.</b> Use Restroom &amp; Bowl Cleaner (purple).</p>	 <p><b>Spray outside of urinals and toilet bowls.</b> Use Disinfectant Cleaner (red).</p>
 <p><b>Spray partitions and walls around urinals and toilets.</b> Use Disinfectant Cleaner (red).</p>	 <p><b>Spray sinks and counters.</b> Use Disinfectant Cleaner (red).</p>	 <p><b>Disinfectant Cleaner (red) must remain on surface 10 minutes to work properly.</b></p>	 <p><b>Restock toilet tissue and seat covers;</b> wipe dispensers clean.</p>	 <p><b>Restock paper towels;</b> wipe dispensers clean.</p>
 <p><b>Refill soap dispensers;</b> wipe dispensers clean.</p>	 <p><b>Restock sanitary dispensers;</b> wipe dispensers clean.</p>	 <p><b>Empty trash containers;</b> insert new liner and tie.</p>	 <p><b>Never mix chemicals together.</b></p>	 <p><b>Clean mirrors.</b> Use Window Cleaner (blue).</p>
 <p><b>Brush inside of urinals and toilet bowls.</b></p>	 <p><b>Wipe outside of urinals and toilet bowls.</b></p>	 <p><b>Wipe partitions and walls around urinals and toilets.</b></p>	 <p><b>Clean push plates, kick plates and light switch plates.</b> Use Disinfectant Cleaner (red).</p>	 <p><b>Wipe sinks and countertops dry.</b></p>
<p><b>PERFORM ONE OF THE TWO FOLLOWING TWO PROCEDURES:</b></p>				
 <p><b>Sweep and Smart Mop floor.</b> Mop corners and along edges. Use Neutral Cleaner (yellow).</p>	 <p><b>Sweep and wet mop floor.</b> Mop corners and along edges. Use Neutral Cleaner (yellow).</p>	 <p><b>Inspect your work area for quality control.</b></p>	 <p><b>Wash hands; turn off lights if required.</b></p>	

PRODUCTS

<p><b>GS Neutral Cleaner #2384507</b></p>  <p>Pour one yellow pack into water in mop bucket. Use for ceramic tile, terrazzo, vinyl, and other floors.</p>	<p><b>GS Window Cleaner #2384002</b></p>  <p>Fill bottle from Quik Tank with one blue pack. Use for glass, windows, mirrors, stainless steel, etc.</p>	<p><b>GS Restroom &amp; Bowl Cleaner #2385108</b></p>  <p>Fill bottle from Quik Tank with one purple pack. Use for toilet bowls, urinals, shower walls, tubs and sinks, etc.</p>	<p><b>GS Extra-Strength Cleaner #2308534</b></p>  <p>Fill bottle from Quik Tank with one green pack. Use for tables, desks, walls, appliances, etc.</p>	<p><b>Pathostat 64 Disinfectant Cleaner #2343070</b></p>  <p>Fill bottle from Quik Tank with one red pack. Use for knobs, water fountains, restrooms, etc.</p>	 <p><b>Disinfectant Cleaner (red) must remain on surface 10 minutes to work properly.</b></p>
--	---	---	--	---	---

Please refer to pack or case label for proper dilution and precautionary statements.



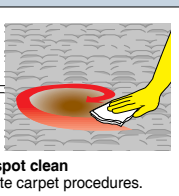





# ONE PACKS


Dispenser-Free Control Systems™

# UTILITY CLEANING

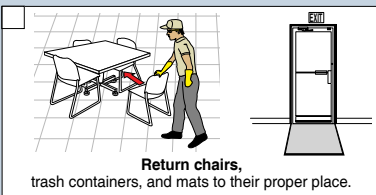
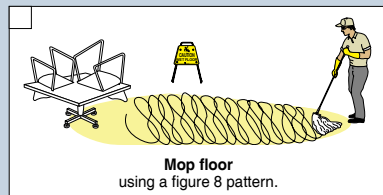
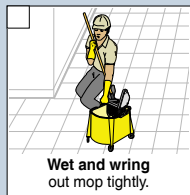

## WINDOWS, TRASH & STAIRS



## SMART MOP/WET MOP




### SMART MOP OR WET MOP




## PRODUCTS

**GS Neutral Cleaner**  
#2384507



Pour one yellow pack into water in mop bucket. Use for ceramic tile, terrazzo, vinyl, and other floors.

**GS Window Cleaner**  
#2384002



Fill bottle from Quik Tank with one blue pack. Use for glass, windows, mirrors, stainless steel, etc.

**GS Restroom & Bowl Cleaner**  
#2385108



Fill bottle from Quik Tank with one purple pack. Use for toilet bowls, urinals, shower walls, tubs and sinks, etc.

**GS Extra-Strength Cleaner**  
#2308534

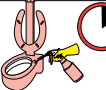


Fill bottle from Quik Tank with one green pack. Use for tables, desks, walls, appliances, etc.

**Pathostat 64 Disinfectant Cleaner**  
#2343070



Fill bottle from Quik Tank with one red pack. Use for knobs, water fountains, restrooms, etc.



**Disinfectant Cleaner**  
(red) must remain on surface 10 minutes to work properly.

Please refer to pack or case label for proper dilution and precautionary statements.

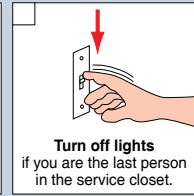




# ONE PACKS

Dispenser-Free Control Systems®

# END OF SHIFT

## SERVICE CLOSET




## PRODUCTS

**GS Neutral Cleaner**  
#2384507




Pour one yellow pack into water in mop bucket. Use for ceramic tile, terrazzo, vinyl, and other floors.

**GS Window Cleaner**  
#2384002




Fill bottle from Quik Tank with one blue pack. Use for glass, windows, mirrors, stainless steel, etc.

**GS Restroom & Bowl Cleaner**  
#2385108



Fill bottle from Quik Tank with one purple pack. Use for toilet bowls, urinals, shower walls, tubs and sinks, etc.

**GS Extra-Strength Cleaner**  
#2308534

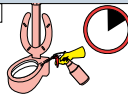


Fill bottle from Quik Tank with one green pack. Use for tables, desks, walls, appliances, etc.

**Pathostat 64 Disinfectant Cleaner**  
#2343070



Fill bottle from Quik Tank with one red pack. Use for knobs, water fountains, restrooms, etc.



**Disinfectant Cleaner**  
(red) must remain on surface 10 minutes to work properly.

Please refer to pack or case label for proper dilution and precautionary statements.

## NOTES

---



---



---



---



---



---



---



---